

## Patient Application Instructions

**BEFORE USING THE DEVICE, PLEASE READ THE INSTRUCTIONS FOR USE COMPLETELY AND CAREFULLY. CORRECT APPLICATION IS VITAL TO THE PROPER FUNCTIONING OF THE DEVICE.**

### SIZING INFORMATION

PART NUMBER	WAIST CIRCUMFERENCE	BRACE HEIGHT	SIZE
82-0055-1	56 - 68 cm (22 - 26½")	35 cm / 13¾"	XS
82-0055-2	68 - 82 cm (26½ - 32¼")		S
82-0055-3	82 - 98 cm (32¼ - 38½")		M
82-0055-4	98 - 116 cm (38½ - 45½")		L
82-0055-5	116 - 136 cm (45½ - 53½")		XL
82-0055-6	136 - 156 cm (53½ - 61¼")		XXL


The product is designed to be worn during everyday activities.

Must be worn over a T-shirt or light clothing.


Your healthcare professional will explain the application of this back brace and make all adjustments necessary for a proper fit.

Frame adapts to the curvature of the spine.


The removable aluminum stays can be swapped out for a more rigid version indicated with a sticker marked R supplied with the brace.




**1.** Open the lumbar belt and loosen all straps.



**2.** Place the lumbar support around the waist using the hand loops. Make sure that the lumbar belt is correctly centered over your spine.



**3.** Close the lumbar belt around your waist.



**4.** Pull the adjustable tension straps support forward to adjust the level of compression and support needed.

## Patient Application Instructions

### INTENDED USE / INDICATIONS:

DonJoy Lumbostrap 35 is designed to support and stabilize the lumbar spine.

- Stable vertebral fractures of the dorso-lumbar tract
- Post-operative recovery
- Results of vertebral collapse (most common indication), that requires a very long usage (up to 12 months)
- Lumbalgia
- Sciatic lumbalgia and lumbar cruralgia
- Spondylarthrosis and lumbar discopathies
- Minor trauma to the lumbosacral column and paravertebral lumbar contractures
- Treatment of fracture of transverse processes
- Degenerative lumbar scoliosis
- Spondylosis with or without vertebral listhesis

### WARNINGS AND PRECAUTIONS

Please see Instructions for Use for a full list of contraindications, warnings, and precautions.

### CLEANING INSTRUCTIONS

The aluminum dorsal frame should be taken out of the brace during wash. To clean liner, hand wash in cold water using mild soap. Air dry.

### INTENDED FOR SINGLE PATIENT USE

### NOT MADE WITH NATURAL RUBBER LATEX

**enovis**<sup>™</sup>

Enovis  
1a Guildford Business Park, Guildford, Surrey, GU2 8XG, UNITED KINGDOM

**enovis-medtech.eu**

Copyright © 2022 DJO, LLC, a subsidiary of Enovis Corporation  
MKT-000-00094850-EN - Rev A

Individual results may vary. Neither Enovis, DJO, LLC or any of their subsidiaries dispense medical advice. The contents of this document do not constitute medical, legal, or any other type of professional advice. Rather, please consult your healthcare professional for information on the courses of treatment, if any, which may be appropriate for you.